

BF030-1 Probiotic Washroom Cleaner



Washroom Surfaces



1 Place safety sign.



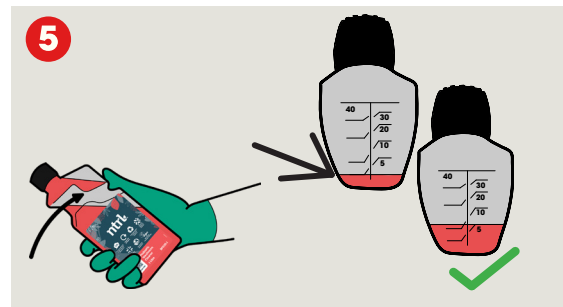
2 Use appropriate PPE as indicated in the safety data sheet.



3 Invert the dosing bottle to fill the measuring chamber




4 Once filled, check that the liquid is at the desired level.



5 If there is too much liquid dispensed, tilt bottle to the line below the desired amount e.g. 5ml.


This will result in the correct amount being left once the bottle is stood once again.



6 Dilute with cold water 1x10ml (1:60) to 600ml of water.



7 Spray solution onto cloth or directly onto surface, then wipe. No rinsing necessary.



8 Remove safety sign.

Areas of Use



WARNING



Scan me for further product details including COSHH Safety Data Sheet



Cleaning equipment must be cleaned with products from the ntrl range, do not mix with other cleaning chemicals.

Product Usage Guide

