

Multi-purpose Cleaner Sachets for Buckets


Jangro

Product Usage Guide

enviro

BB534

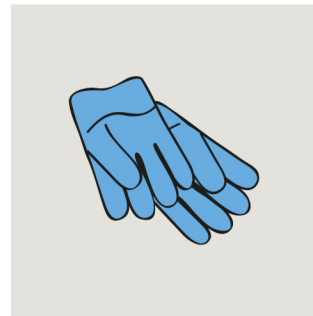


Health & Safety

Please refer to relevant
Safety Data Sheet



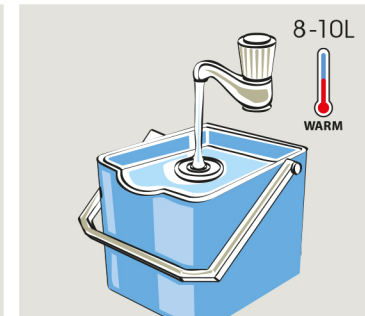
Scan for further product details



1 Use appropriate PPE as indicated in the Safety Data Sheet.



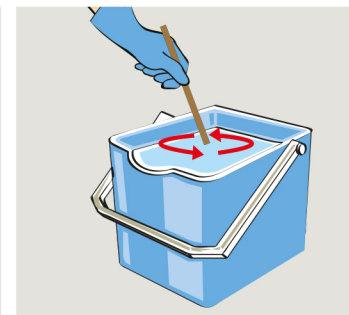
2 Place Safety Signs.



3 Fill bucket with 8-10 litres of warm water.



4 Add one sachet to bucket (unopened) with dry hands.



5 Stir gently.



6 Mop or wipe surface.



7 Remove Safety Signs.



Do not handle the sachets with wet hands.
Do not mix with another product.
Do not unwrap film from individual sachets.