

BF012-50

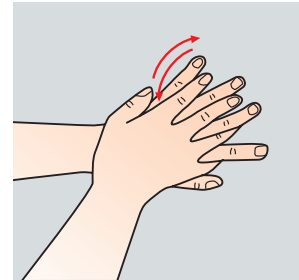
Foam Hand Sanitiser Alcohol Free 500ml



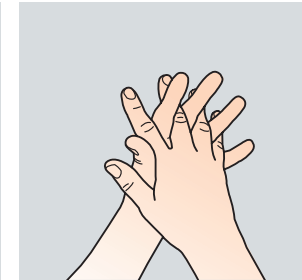
1 Apply 2 - 3 pumps into clean, dry, cupped hands.



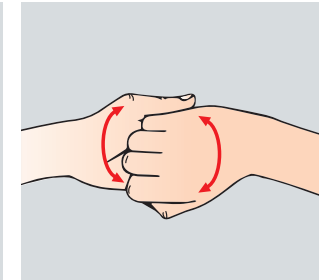
2 Rub hands palm to palm.



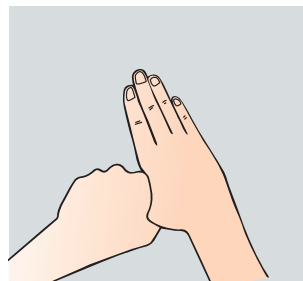
3 Rub back of each hand with palm of other hand with fingers interlaced.



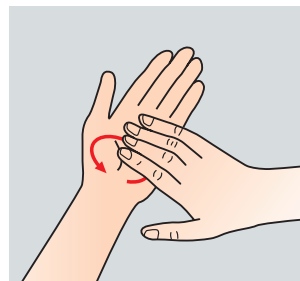
4 Rub palm to palm with fingers interlaced.



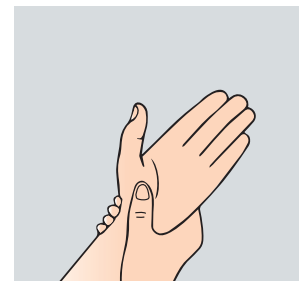
5 Rub with back of fingers to opposing palms with fingers interlocked.



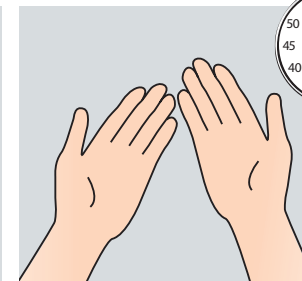
6 Rub each thumb clasped in opposite hand using rotational movement.



7 Rub fingers in opposite palm in a circular motion.



8 Rub each wrist with opposite hand.



9 Rub until hands are dry. Steps 1 - 8 should take at least 30 seconds.

Product Usage Guide



Scan me for further product details including COSHH Safety Data Sheet



Ensure any cuts and abrasions are covered with a clean waterproof plaster.

ntrl

www.jangro.net