



# Jangro Air Freshener 270ml Spray Can




## Product Usage Guide

Professional

### BG132-L



#### Use without a dispenser



**1** Use appropriate PPE as indicated in COSHH data sheet.

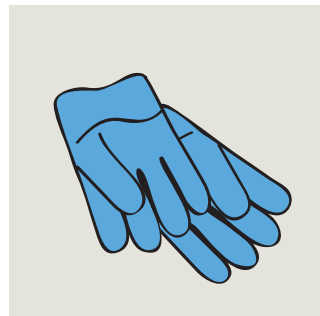


**2** Shake can well before use.

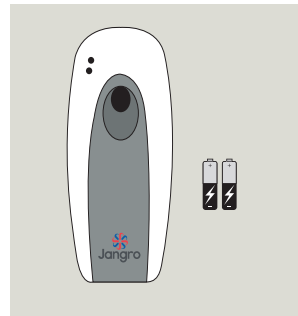


**3** Spray high into the air, into 2 second bursts.

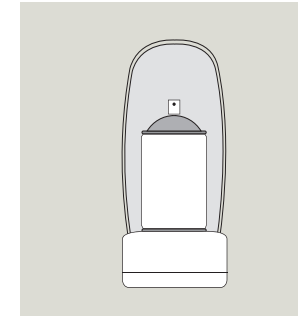
#### Use with a dispenser



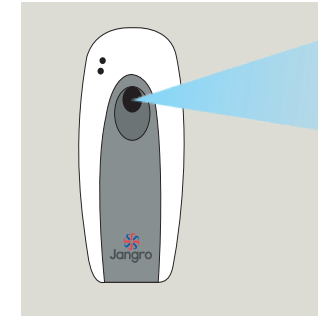
**1** Use appropriate PPE as indicated in COSHH data sheet.



**2** Place batteries into dispenser. Ensure the unit is switched off when replacing batteries or aerosols.



**3** Open dispenser by pressing the button located on top of the unit. Remove the lid from the spray can and place inside the dispenser.



**4** Close dispenser and press options to preferred seconds of bursts.

#### Health & Safety

Please refer to relevant COSHH Safety Data Sheet



Scan for further product details

[www.jangro.net](http://www.jangro.net)