



Jangro Air Freshener 270ml Spray Can




Product Usage Guide

Professional

BG132-C



Use without a dispenser



1 Use appropriate PPE as indicated in COSHH data sheet.

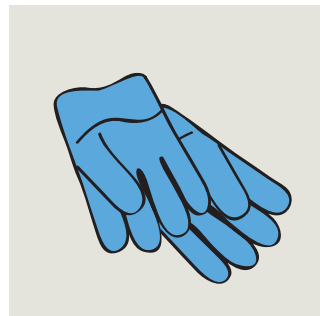


2 Shake can well before use.

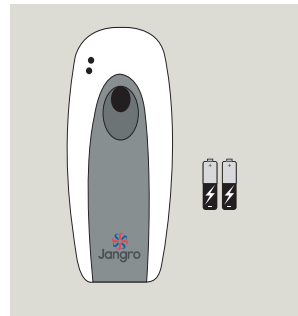


3 Spray high into the air, into 2 second bursts.

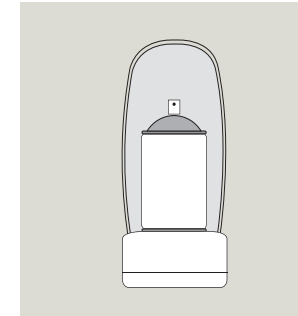
Use with a dispenser



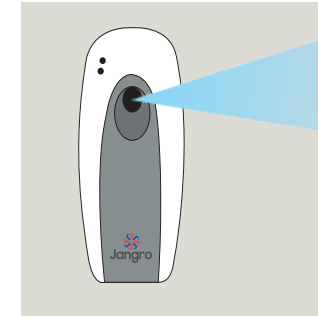
1 Use appropriate PPE as indicated in COSHH data sheet.



2 Place batteries into dispenser. Ensure the unit is switched off when replacing batteries or aerosols.



3 Open dispenser by pressing the button located on top of the unit. Remove the lid from the spray can and place inside the dispenser.



4 Close dispenser and press options to preferred seconds of bursts.

Health & Safety

Please refer to relevant COSHH Safety Data Sheet



Scan for further product details

www.jangro.net